


Waterguard

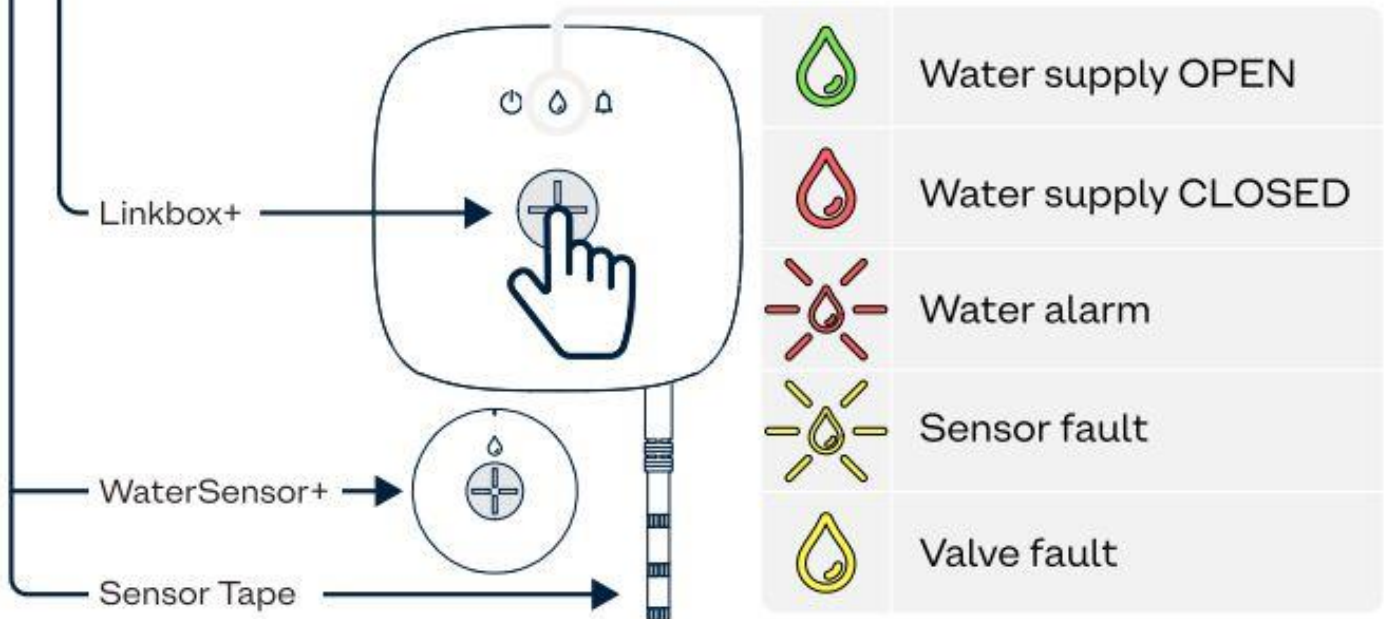
LEAKAGE PROTECTION INSTALLED


In the event of **WATER ALARM** and closed water supply

1. Check for possible water leakages and repair if necessary
2. Disable the alarm by pressing the Linkbox+ button
3. Dry the Sensor Tape and WaterSensor+
4. Press the Linkbox+ button to open the water supply (3 sec.) 

OPEN and CLOSE water supply

Press the Linkbox+ button until it beeps (3 sec) 



 Required to test the system twice a year. Dampen the water sensor and validate that the water supply is shut off. Disable the alarm and repeat on all water sensors.



For more information and customer support - scan QR code

go.abralife.com

Integrated part of

 **Abra**